

SPRING - 1968

INTERNATIONAL FOURSQUARE SUNDAY SCHOOLS

"HERE WE GROW AGAIN"

This is not just a program designed as six worship services, which, when completed, is over and something else is begun. It is not a "neat little package" to open and read and lay aside.

What is it? It is a simple, easily understood, adaptable endeavor at involvement of Christians and sinners alike in the basics of the Christian experience and the maturation of the life into the "full stature of Christ".

→ Yes, it has a theme - "Here We GROW Again", with its purpose to point out the basics of Christian growth.

→ Yes, it has worship aids - for a six-weeks period.

→ But it does not stop there. Take a look at the following brief schedule and weekly topics:

<u>Topic</u>	<u>Theme</u>	<u>Visual Parallel</u>
Salvation	- "Rooted to Grow"	- roots
Prayer	- "Alive and Growing"	- trunk
Missions	- "Extending Our Growth"	- branches
Bible Reading	- "Food for Growth"	- leaves
Fruit	- "Evidence of Growth"	- fruit
Witnessing	- "Here We Grow <u>Again</u> "	- seed

- Each Week {
1. Biblical instruction is given on the basics for Christian growth.
 2. Your own Sunday school pupils testify as to their Christian growth.
 3. Simple suggestions for growing throughout the week are presented.

Here we grow again? Yes, grow in "grace and in the knowledge of our Lord and Savior, Jesus Christ."


And what do we have when we are finished? Sunday school pupils who:

1. Have experienced the new birth and are alive in Christ.
2. Are exposed to the ways of Christian growth.
3. Have been challenged and helped to participate in Christian growth.

"And he shall be like a tree planted by the rivers of water, that bringeth forth his fruit in his season; his leaf also shall not wither; and whatsoever he doeth shall prosper."

Psalm 1:3

FAMILY NIGHT PROGRAM



Stop a minute to list the many activities of your church. Yes, they are undoubtedly important and each needs a place on the church calendar. But when we review the average week of both the laymen and ministers, we see that little time is left for the relaxed family life--equally as important.

God has placed great emphasis upon the family unit and has instituted that it be the foundation of society. Someone has said, "...it is no coincidental thing that both the church and the family are on the decline." Can it be that the church has been guilty of "pulling apart" the family unit by keeping the church calendar so full? Can it also be that the church might rearrange its activities and within its schedule allow free evenings when Dad and Mom and the children can be together?

The Family Night Program may help the church do this and still allow for the many facets of its program. It may be as varied as need be to adapt to the local church.

Select one night a week when the many activities which engage different family members--Cadet activity night, CY choir and visitation, Cupbearer activity, adult choir practice, etc., etc., etc.--can be scheduled and combine these activities. How can we do this?

1. List the activities. Include every meeting which involves church members (church council, Crusader Hour, Sunday school workers' conferences, visitation night, etc.). Make it inclusive.
2. Analyze the list to determine who is involved with each activity. It may mean that there is some overlap with some persons, but it may also seem that these "busy" people might be relieved of some responsibility and it be shared with others.
3. Schedule the evening. The secret is to provide an activity for each age group. In the youth and adult area, these may vary with the week. For example, one week the youth may have a field trip, another visitation. Monthly, some adults may have a craft time while the workers' conference is being conducted, or the men may have their CFM meeting while the ladies meet in the UFW circles. No one can be in two places at the same time, but all must be provided for in this program.

What is the best time for this? Many churches use their regular mid-week service night for family night. They combine activities for all ages prior to the regularly scheduled service and then climax the evening with a family Bible study.

Following are two suggested schedules. Of course they will be adapted to your own church and will vary from week to week. One includes a dinner, which may be a weekly, monthly or quarterly happening, or it may be completely omitted.

6:30 - Potluck dinner	7:15 - Pre-school story time Cupbearer activity Cadet activity Youth visitation and CY cabinet meeting Workers' conference, adult visitation, and training class
7:15 - Pre-school story time Cupbearer activity Youth visitation or choir Adult choir	8:00 Family recreation program (games, sports, crafts, etc.)
8:00 - Family Bible study and prayer	

The larger the church, the more activities which will occur. The object is to consolidate as many "demands" into one evening as possible, thus leaving some evenings free during the week.

While the proper time for the Crusader Hour is prior to the Sunday evening evangelistic service, to properly conduct a full Cupbearer and Cadet program an activity time is vital and this activity time may be part of the family night. CY's need "together-times", too, during the week.

4. Provide variety. During certain seasons, the activities may vary greatly. For example, in the summer the family night may be a recreation time; during Christmas season, program practices may be scheduled in this time; in the fall when the Sunday school is engaged in its month of outreach, the entire efforts of the church may be directed in this area.

Whatever the program, keep in mind the purpose--coordination for a more effective church program.

The arrangements of such a program will be many and varied. While it is true that one evening may not take care of all meetings, careful planning can streamline the church's program and allow many of the necessary meetings and activities to continue. In addition, the family realizes that the church understands the necessity for them to function as a family unit for it is providing time for this to occur.

READY... SET... GROW!

NOW IS THE TIME FOR
PLANTING...

1. Understanding the program yourself
2. Introducing the program to the staff
3. Publicizing
4. Conducting the "Sunday School Town Meeting"
5. Launching the program in Sunday school

P
R
E
P
A
R
A
T
I
O
N



Steps to Preparation

1. Read the entire program through. This will enable you to get the grasp of it as a whole.
2. Check the items in the Resource Section which you plan to include from week to week.
3. Order necessary materials. (See enclosed order blank.)
4. Prepare staff meetings for introducing the program to your workers (including materials they will need).
5. Prepare the visual for the entire six weeks. (Instructions are found on the visual itself.)
6. Outline the six opening worship programs to be presented. Consider the following items for the necessary weeks.

<u>WEEK</u>	<u>THEME</u>	<u>NEEDS</u>
First	salvation	personal workers to lead pupils to Christ
Second	prayer	prayer list
Third	missions	mimeograph telephone procedures cards with phone numbers
Fourth	Bible reading	Bible reading schedule prepare 100% church attendance charts
Fifth	fruit of Spirit	mimeographed sheets
Sixth	visitation/witness	secure visitors to train others

PURPOSES OF THE PROGRAM

1. To assist the church in retaining its Easter gains.
2. To provide opportunity for decisions for Christ.
3. To help Christians mature in Christ through instruction and participation.

Introducing this program
to your Sunday school staff

Workers' Conference Suggestions

Preparation

1. Order necessary materials. See order blank for guidance.
2. Prepare in full the visual and mount for display. You may wish to bring a potted tree to the meeting--which might be used later for promotion.
3. Become thoroughly familiar with the entire program,--read it through.
4. Set up chalkboard and chalk.
5. Mimeograph enough briefing sheets for each worker to have one.
6. Brief the Sunday School Cabinet (see Foursquare Blue Book, Section 1, page 12, Constitution, 2-a) prior to the workers' conference as to their part in the program.

Method

1. Ask the workers what they feel are the basics for Christian growth. As these are given, list them on the chalkboard. Allow them to suggest these, but be prepared to introduce these yourself if the points lag.
2. Ask how vital they believe these things are? Do they think the Sunday school pupils should be made aware of them? Should all Christians be involved in doing them?
3. Explain that the six weeks are to be devoted to pointing out these areas and providing opportunity for each one to do them. (Show visual.)
4. Using the briefing sheets, explain the program to the workers. If your school is departmentalized divide the group into departments. Allow each departmental superintendent to brief his workers on the program as it will occur in their department. (He will pass out the briefing sheets to his workers.)
5. Pray together that God will inspire hearts to mature in Christ by consistently using these basic steps.

Remember: The more things you prepare in "black and white"--mimeographed, typed--the more likely your people will remember them and refer to them.

Introducing the program
to the entire Sunday School

1. Sunday School Town Meeting

Plan an evening meeting the week after Easter, perhaps the same night as your regular mid-week service. Invite (by mimeographed invitation) all those who attended on Easter and all new ones contacted during the Easter drive. Call this meeting the "Sunday School Town Meeting".

The purpose for this meeting is two-fold:

1. Integrate newcomers into the church through a fellowship time.
2. Introduce the "Here We Grow Again" program to the entire church.

This might be a dinner meeting, pot-luck. It might, too, be a good time to initiate the "Family Night" type program to your church. (See additional packet materials for this.)

Use the materials provided for the Workers' Conference for this meeting outline. Of course, you will previously have used this to introduce the staff to the program. After the general introduction, allow the pupils to divide into departments or classes, just as they do on Sunday morning. Again the superintendents (departmental and general) or teachers can explain in full the program to their age groups.

Allow suggestions for the planning from the pupils and solicit 100% cooperation.

Conclude the evening with the regular mid-week service.

See suggested invitation, page 21.

2. Sunday Morning

The "Here We Grow Again" spring program should be introduced in the Sunday school as soon as any pre-Easter drives are finished (probably the Sunday after Easter). This could depend upon the way in which your school ends its drive--presentation of awards, etc.--and thus the Sunday school must evaluate the better time to do this. Since one objective of this program is to assist the Sunday school in holding their pre-Easter gains, there should be a tie-in provided for this.

Presentation

1. Arrange to have several potted plants on the platform; one a healthy plant, one a withered one, one dry, dead.
 - a. Explain there are reasons why plants survive and there are reasons why they die.
 - b. Parallel this to the Christian's growth. Some mature in Christ, while others seem to be spiritual "babes", and others even wither and die.

- c. Recall that from week to week you will be finding the source of spiritual life and growth.
2. Read Psalm 1.
3. Explain that in the next six weeks your Sunday school is going to watch a tree grow to full maturity.
4. Relate that in the six-weeks' period not only will the basics for Christian growth be studied, but also opportunity will be given for participation in the very things which make mature Christians.
5. Closing chorus: "I Shall Not Be Moved"
6. Prayer

NEW LIFE

As a plant grows, growth is always evident. As your Sunday school grows, be sure to detect the growth. This manifests itself in new pupils, more regular attenders, spiritual progress, and in resurrection of all class members who have not attended for some time. Point out the "new life" in the Sunday school.

NEWSPAPER

News Articles

Furnish your local newspaper with a news item:

1. Report Easter gains
2. Announce new members
3. Introduce "Here We Grow Again" program (committees which met, planning, etc.)
4. List sermon topics or Sunday emphasis

Include pictures of committees, names, and pertinent details which will arouse interest and curiosity, as well as report progress.

Advertisements

It still "pays to advertise". Consider the following:

WE INTERRUPT THIS NEWSPAPER TO
BRING YOU AN IMPORTANT ANNOUNCEMENT

Foursquare Sunday School
is a family school--
classes for all ages.
(time, address)

ATTENTION *

How important is the
Sunday School?


Share your opinion by calling (number)

4:00 - 6:00 p.m. daily

* Do not run this ad unless you are prepared to have a staff ready to answer the telephone between the designated hours (all day Saturday, two hours a day, whatever time you choose). Be prepared to first listen to their opinions, and then have written out (for reference, not to be read) the value your church places upon the Sunday school in respect to its contribution to the home, community, etc., and share it with the caller.

TAGS

Prepare simple cardboard tags and tag the workers and/or key people. Tags might read as follows.



NEWSPAPER

News Articles

Furnish your local newspaper with a news item:

1. Report Easter gains
2. Announce new members
3. Introduce "Here We Grow Again" program (committees which met, planning, etc.)
4. List sermon topics or Sunday emphasis

Include pictures of committees, names, and pertinent details which will arouse interest and curiosity, as well as report progress.

Advertisements

It still "pays to advertise". Consider the following:

WE INTERPRET THIS NEWSPAPER TO
BRING YOU AN IMPORTANT ANNOUNCEMENT

Foursquare Sunday School
is a family school--
classes for all ages.
(time, address)

ATTENTION *

How important is the
Sunday School?


Share your opinion by calling (number)


4:00 - 6:00 p.m. daily

* Do not run this ad unless you are prepared to have a staff ready to answer the telephone between the designated hours (all day Saturday, two hours a day, whatever time you choose). Be prepared to first listen to their opinions, and then have written out (for reference, not to be read) the value your church places upon the Sunday school in respect to its contribution to the home, community, etc., and share it with the caller.


TAGS

Prepare simple cardboard tags and tag the workers and/or key people. Tags might read as follows.





SPIRITUAL GROWTH



OR ELSE!

W
O
R
S
H
I
P
P
R
O
G
R
A
M
S

1. Weekly worship programs
2. Weekly involvement in Christian growth

SCRIPTURES and MUSIC

SCRIPTURE

The Scriptures in each outline have been suggested for the program as indicated.

Do not present the Scripture the same way each week. Rather involve different persons and methods in doing this; such as, reading in unison, reading choir, youth reader, recorded on tape, etc.

MUSIC

In selecting the music, not all of the following can be sung. However, some music--perhaps one hymn and one chorus--should be included in each worship time. Do not allow the opening worship time to rob the teacher of his time, but use to its fullest the time allowed.

It is not necessary to follow the same pattern each week for the worship time. Rather, vary it according to the program emphasis. Outlines given are only suggestions.

FIRST WEEK

"Blessed Assurance"
"Saved by the Blood"
"All That I Want is in Jesus"
"All My Sins Are Gone"
"Something Happened when He Saved Me"

SECOND WEEK

"My Faith Looks Up to Thee"
"'Tis So Sweet to Trust in Jesus"
"I Believe the Answer's on the Way"
"They That Wait Upon the Lord"
"I Keep in Touch with Jesus"

THIRD WEEK

See the Missionary Program for
May for suggested songs.

FOURTH WEEK

"Deeper, Deeper"
"More About Jesus"
"Every Promise in the Book is Mine"
"Everybody Ought to Go to Sunday
School" (with second verse--Every-
body Ought to Read Their Bible)

FIFTH WEEK

"O To Be Like Thee"
"Living for Jesus"
"I'll Live for Jesus"
"Let the Beauty of Jesus be Seen"
"I Am Determined"

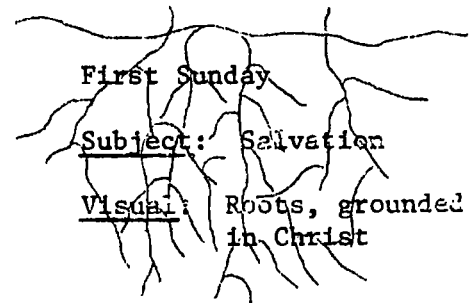
SIXTH WEEK

"Bring Them In"
"I Love to Tell the Story"
"Preach the Foursquare Gospel"
"I'm Going to Work and Watch and Pray"
"Lead Me to Some Soul Today"

PRELUDE

This might be recorded to be used weekly, or use one of the Sunday school children or youth to play this on the organ or piano.

ROOTED TO GROW



Purpose: Decision Day. To point out that Christian growth begins with the new birth.

Prelude: "Amazing Grace"

Testimony: Beforehand, ask two persons to give a testimony of how they were saved. They might include when, where, as a result of what, and both should state the results in their lives. Between the testimonies, sing one of the suggested choruses.

Hymn:

Prayer:

Visual Presentation: "Rooted to Grow" - Salvation

Scripture: Ephesians 3:14-19; Colossians 2:6-7

- | | |
|--|--|
| <p>A. Roots are the basic part and first part of a tree to grow.</p> <ol style="list-style-type: none">1. Many trees send a tap root straight down, seeking nourishment (sometimes even deeper than tree is high).2. Roots branch off from tap roots. <p>B. Basic function of roots</p> <ol style="list-style-type: none">1. Anchor tree to ground. This provides stability in winds. Roots must remain healthy and soil good for tree to remain strong.2. Provide nourishment for tree. | <p>A. Salvation is basic to the Christian life.</p> <ol style="list-style-type: none">1. Christians must tap the direct source, Christ, to receive life.2. Christian must grow in Christ. <p>1. Christians are anchored in Christ, not by reform, or "turning over a new leaf", etc. but by the new birth.</p> <p>2. Salvation opens up channels for nourishment to come into life (prayer, Bible reading, etc. mean nothing as far as growth without salvation first).</p> |
|--|--|

Make clear the steps to salvation, using such Scriptures as Romans 3:23; 6:23; 10:9, 10; and Revelation 3:20. Make this very clear. Give definite opportunity for decision. Allow others to go to class and have a place set aside to deal with these who want to decide for Christ. This is the most important work of your Sunday school.

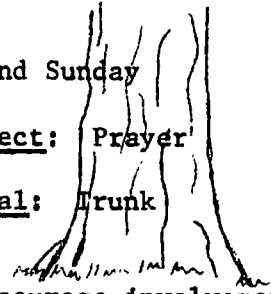
Closing Chorus: "I Shall Not Be Moved"

ALIVE AND GROWING

Second Sunday

Subject: Prayer

Visual: Trunk



Purpose: To show the value of prayer in spiritual growth and encourage involvement in it.

Prelude: "Take Time to Be Holy"

Testimony: Have two on definite answers to prayer--current answers. Use not only adults, but youth, too, for this.

Prayer:

Visual Presentation: "Alive and Growing" - Prayer


Scripture: Isaiah 40:28-31

- | | |
|---|---|
| A. The trunk is called the "conductor of life". | A. Prayer keeps us alive spiritually. |
| 1. Carries water and minerals from roots to leaves. | 1. Carries our needs to God. |
| 2. Carries food made in leaves down through tree. | 2. In communion with God we receive food to grow. |
| B. Consists of many parts. | 1. Prayer is "buffer" and protection against spiritual injury. |
| 1. Bark--protects tree from injury. | 2. Prayer is carried between man and God and sustains the Christian. It helps bring continual Christian growth. |
| 2. Cambium--living part which builds tissues, and carries the sap up and down. It grows perpetually, adding a new layer of cells each year. | |
| 3. Heartwood--inactive sapwood which provides strength to tree. | |
| C. Trunk grows in diameter so it can bear weight of expanding branches. | C. No continual outreach unless the Christian life is strengthened. |
| D. Remains useful even after cut down as timber. | D. Prayer in faith is never uttered in vain, although it isn't answered immediately. |

Pass out prepared prayer lists to each one present. Include such items as prayer for the pastor, the church, unsaved loved ones, etc.--individually tailored to your church. Ask that everyone participate in this element of Christian growth this week by using this prayer list. Even the smallest child can pray a sentence prayer for his pastor each day. Stress again this is part of Christian maturity.

Closing Chorus: "I Shall Not Be Moved" 11

EXTENDING OUR GROWTH



Purpose: To show that spiritual growth results in a world-wide vision.

Worship Service: Use the outline in the Missionary program for May

Visual Presentation: "Extending Our Growth" - Missions

This is Sunday School Missionary Sunday, and therefore you will want to use the missionary program story. However, for either introducing or concluding the presentation, the following parallel of branches will fit to tie in the two programs and continue the current visual presentation.

- | | |
|---|--|
| A. Branches are the main indication of growth in a tree. | A. An interest in missions indicates spiritual growth. |
| B. Branches grow by adding length at tips, branching out, becoming thicker to support added weight. | B. Christians should branch out and reach others, these in turn will also branch out. |
| C. A healthy tree branches out to some distance so leaves can take in as much air and sunlight as possible. | C. The Christian's vision should be unlimited. He should be interested in winning people to Christ in every part of the world. |
| D. A healthy tree is balanced in branches on both sides. | D. There are two sides of missions; a Christian should have a vision for both. |
| | 1. Home missions--work in own church, community, country. |
| | 2. Foreign missions--work in foreign countries. |


Participation is important this week as well. Of course, you will receive the Sunday school missionary offering as always, but what about the home missions side of Christian growth? In keeping with this, suggest some practical outreach into the community this coming week. For example, the following:

Phone calls - Distribute the name, address and phone number of absentees, prospects, inactive members, etc. among those in attendance this morning. Ask each to call the person whose name he receives and invite him to Sunday school next week. Give mimeographed suggestions for calling (see Resource section, "Telethon").

Include all ages in this: juniors call juniors, youth contact youth, etc.

Closing Chorus: "I Shall Not Be Moved"

FOOD FOR GROWTH



Purpose: To show that these two elements are basic and vital to Christian growth and to suggest means for doing them.

Prelude: "Break Thou the Bread of Life"

Testimony: Two, of helpfulness of church attendance and knowing the Word.

Hymn:

Prayer:

Visual Presentation: "Food for Growth" - Bible Reading and Church Attendance

Scripture: Jeremiah 17:7-8

A. Leaves make food for the tree.

Combines sap from roots (water and minerals) with carbon dioxide from air, and makes sugar and starches which are sent down through the tree.

B. Energy of sunlight forms chlorophyll which takes in carbon dioxide from the air.

In autumn when the chlorophyll is removed from the leaves, their true colors show up, and they are no longer able to take in chemicals from the air.

C. Leaves of the tree breathe out oxygen and water vapors that they don't use for themselves.

[Note: On an average summer day, a medium-sized apple tree soaks up about 800 pounds or 94 gallons of water. The leaves use about four per cent for their own food and give off 96 per cent of the water into the air.]

A. Church attendance and Bible reading are the main sources of food for the Christian.

That which a Christian receives in church and from reading the Bible must be combined with prayer to give us food for growth. Neither ingredient can be missing.

B. Energy of the Holy Spirit quickens the Word to our hearts, enabling us to take it in.

Christians must be careful to keep the old self from showing by keeping close contact with Christ through His Word.

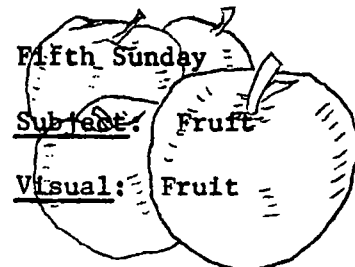
C. A healthy Christian will give out as well as take in the Word of God. If he does not he will become spiritually stagnant and unhealthy.

Prepare a simple Bible reading schedule and distribute it to each one present. Suggest that they follow this schedule in family or personal Bible reading for the coming week. See the suggestion for this on Resource page 21. This suggested schedule correlates with the CY Bible Quiz program in Luke.

See the suggestion for 100% church attendance on Resource page 22.

Closing Chorus: "I Shall Not Be Moved"

EVIDENCE OF GROWTH



Purpose: To show that spiritual growth is detected in the life (fruit) of a Christian.

Prelude: "I Would Be Like Jesus"

Testimony: Two, of the blessing of seeing fruit of the Spirit in others' lives. Perhaps one was led to the Lord by such evidence of Christian maturity in a person.

Hymn:

Prayer:

Visual Presentation: "Evidence of Growth" - Fruit of the Spirit

Scripture: Galatians 5:22-23; Matthew 7:16-20

- | | |
|--|---|
| A. Fruit is a natural process which comes automatically on every tree unless there is something wrong with the tree. | A. The Fruit of the Spirit should become natural to the Christian's life as he grows. |
| B. Fruit comes as the tree matures, usually does not appear on a very young tree and comes gradually. | B. The Christian life adds the fruit as it grows, an older Christian should naturally show more fruit than a new convert. |
| C. The type of fruit is one of the main indications as to the type of the tree. | C. Jesus said, "By their fruits ye shall know them." |
| D. Basic purpose of the fruit (to the tree itself) is to protect the seed until it is ready to be planted. | D. We cannot win others unless our lives show what we say. |

Give each one a mimeographed sheet (8 1/2 x 11), with the fruit of the Spirit (from Galatians 5:22, 23) listed on it. Leave space between each one for them to write. Ask each to do the following with the list this week.

1. Beside each fruit make two columns. In the first list the name of some Christian who you know who you feel especially manifests this fruit. Make it a point to tell this person how this evidence of his Christian life has been a blessing to you.
2. In the second column, beside each fruit, list your own need in each regard. Since this sheet is your own private list, one need not hesitate to be completely frank in making this list. Include in your prayer life the development of the fruit of the Spirit in your life.

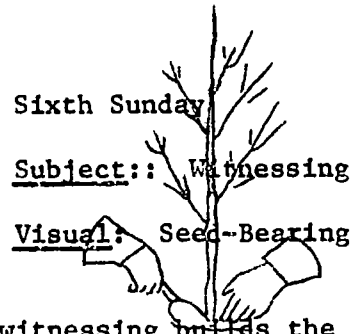
Closing Chorus: "I Shall Not Be Moved"

HERE WE GROW AGAIN

Sixth Sunday

Subject: Witnessing

Visual: Seed-Bearing



Purpose: To show that growth must be continual, and that witnessing builds the Christian as well as the family of God.

Prelude: "In the Service of the King"

Testimony: Testimonies of those who have had recent opportunity to witness. Also include testimonies of persons who were witnessed to and as a result were saved.

Hymn:

Prayer:

Visual Presentation: "Here We Grow Again" - Witnessing

Scripture: Psalm 126:5-6

- | | |
|---|---|
| A. Eventually a tree dies. Therefore to perpetuate itself, it must bear seed. | A. A Christian must bear seed so that the gospel will continue to spread. |
| B. One of the requirements to be a tree is that it bears seed. Some ferns meet all other requirements for a tree but are not seed-bearing, therefore are not trees. | B. One of best indications that a person is a Christian is that he is interested in others and witnesses to them of Christ. |
| C. With many trees, the tree provides shelter for the seed until it is well established. | C. A Christian should help and encourage new converts, particularly one he has led to Christ. |
| D. If the tree does not give up the seed, the seed will never become a tree itself. | D. Christians must be willing to give of themselves to reproduce. |
| E. Seeds are planted in many ways--winds, purposely planted, insects and animals. Sometimes the tree dies and other trees sprout from it. | E. A Christian can use many methods to win others to Christ. |

See the Resource pages for suggestions for "seed planting"--the visitation follow-up this week. Note that detailed instructions for visiting are not given. If the training course, "The Visitation Manual" has not previously been taught, you may wish to do this right away. However, using the suggestions given, do not hesitate to "expose" the Christians in your Sunday school to visitation, although briefly, this next week.

Closing Chorus: "I Shall Not Be Moved"

A
D
D
E
D

A
I
D
S



1. Involvement ideas
2. Additional visuals
3. Resource ideas

Involvement

Pre-session or
activity-time ideas

1. School children are often studying trees. Allow a short time to include such reports as the following from them.

- The way a tree makes food
- How the palm tree differs from most trees
- Difference between conifers and fruit trees
- Some trees that have become historic monuments

Encourage a spiritual application where it is valid and appropriate.

2. Memorize Psalm 1. All ages can memorize these short six verses. (See Growth Chart suggestion, page 18.)
3. Plant a tree. A class or departmental project might be to plant a tree or shrub at the church or someplace special in the community.
4. Decorate a bulletin board. Use the theme of trees, growth, etc. This can be a "growing" board with new things added each week.
5. Contest. If you wish to include a contest with this program, pit the "Conifers" against the "Broad-leaves", and work towards perfect attendance and new members for this month.
6. Individual trees. Each class might have individual attendance trees (paper or real) for pupils. Add that part of the tree studied for that Sunday when the pupil is present. Award those who have completed trees at the end of the six-weeks' period (or carry it over for the quarter).
7. Ask Christians in the Sunday school to write a card (provide them) one week to the unsaved, telling them they are personally praying for them. Show spiritual concern for the lost--not merely numerical gain.
8. Copy-A-Chapter Project. To stress the importance of the Bible to your juniors and to give them a portion of the Scriptures they will always remember, have each child print Psalm 1. Furnish them with two sheets of paper to copy this chapter on. Have them illustrate it--a river, with a tree planted by the waters. One of the children could be chosen each Sunday to read or recite from memory a verse or the entire chapter.
9. June in Foursquare Sunday Schools is "LET-US-HEAR-FROM-YOU MONTH". Send a descriptive account of this program and its results to Director of Sunday Schools, 1100 Glendale Boulevard, Los Angeles, California, 90026.
10. "The Visitation Manual". This is the textbook for visitation and is part of the Approved Training Program for Foursquare Churches. It contains six lessons and may be taught during or immediately after the spring emphasis. Often people do not visit because they do not know how. Train and equip your workers with the tools to invite others to Sunday school, and to the Lord. (Order from Foursquare Publications.) This would be a fine follow-up program, too, especially for your summer months, when it is especially difficult to maintain a consistent attendance. Students who "wander" in summer often do no return in the fall.

Visuals

Additional visual suggestions

1. Use a real tree instead of the paper visual. "Plant" it the first week (it must have roots), speak of trunk the second, etc. Add artificial leaves and hang apples in the ensuing weeks as each is appropriate.
2. Add real bark leaves, etc. to the paper tree visual provided.
3. Grow different simple plants. During the six-week period. (Good pre-session plans.) Children love growing things--God makes them grow.
 - Carrot tops or sweet potatoes. Cut in half and place in water, outside down. Carrots need weekday care. (Will grow in one to two weeks.)
 - Redwood burls. Put into water. (Within two to three weeks it will begin to grow; grows rapidly within four weeks.) Occasionally, about every ten days, scrape bottom of burl to clean it. Needs much water.
 - Bulbs. Place several small rocks in bottom of flower pot (for drainage). Place bulb in pot and fill rocks and soil around bulbs. Keep moist in dark place until green shows (four to six weeks); then place in sunny window.

Especially for pre-schoolers: place a bulb in a clear glass dish so the children can watch the roots growing. A Dutch hyacinth is a good choice. Garden stores sell special bulbs for forcing in water, but the plain home-grown variety will work also. Clean the bulb carefully of all loose skin, roots, and any dirt or dust that may be clinging. This step is important to prevent rot. Put water in the glass. Using a bent piece of wire or forked sticks tied together, place the bulb at the top of the glass dish so it is just above the water. The water must be kept up to the bottom of the bulb (but not touching it) at all times. Keep the glass in a cool, dark, but well-ventilated place for three or four weeks or until there is good root development. Make sure the temperature of the room is above freezing so the water in the glass will not freeze. Bring the plant into the light but do not place it in a window where there is direct sunlight. In about two months the bulb will be in full bloom.

- Seeds. Sprinkle grass seed on wet sponges. These need weekday care. Keep seeds moist. Green appears within one week. Flower seeds work well, too, but take a longer period of time to produce.

Take these "growing things" with you when you visit absentees and prospects.

4. Growth Chart. Place a strip of shelf paper on the department or class wall, at the appropriate height to mark the height of each child. Place his name near his height mark. Keep this chart throughout the summer months and at summer's end re-measure each child, noting the growth. (Pupils may "measure up by memory work", too.) Parallel this growth with spiritual growth and remind continually of the basic elements for Christian growth.
5. Pressed leaves. Collect various leaves from trees in your area. (Have children bring varieties.) Cover leaf or leaves with waxed paper, waxed side to leaf. Iron with hot iron. Wax coats leaf. Glue to bright construction paper; letter a message. May be hung by ribbon through a reinforced hole. (Ideal for absentee visitation follow-up.)

6. Withered plants. Begin growing a plant, or use one formerly started. Allow it to wilt during the week, and show the pupils the plant in this condition. Discuss the reasons for this (lack of water, food, etc.). Parallel this with the Christian life, which is neglected. Try to revive it. Tell why or why not it will revive.
7. Terrarium. If possible begin a terrarium--similar to a home aquarium, only for keeping plants--in children's departments. Terrariums may be purchased from department and variety stores as well as floral or garden shops. Directions for sustaining this are furnished with the purchase of the terrarium.

Resources

Program suggestions
in detail

1. "Telethon". Ask each teacher, or secretary, to list on separate cards the name, address and phone number of each pupil enrolled, active or inactive, prospect, visitor, etc. These should be given out to pupils in the class. Ask each one to phone the name he receives, inviting him to church. Ask for each one to return the card with his report of the call noted on it.

A few pointers on calling (Mimeograph and pass out to each one present).

- a. Identify yourself immediately.
- b. Be friendly. (Let them know you missed them, were glad they visited, etc.)
- c. Tell specifically why you are calling (to invite them to Sunday school).
- d. Be brief, but courteous. You represent the church and Christ.

This might well be used several times on Saturday evening, Sunday morning, prior to the mid-week Town Meeting, immediately after Easter, etc.

Award the teacher whose class makes the most calls.

2. Spiritual Growth Chart. See "VISUALS", page 18, for details.
3. 1967-68 Growth Chart. Perhaps you began this chart as the Sunday school year began in October, and have been keeping the graph each month to show the progress of the Sunday school. Show this to your staff. Invite their comments and suggestions for an even greater increase. If your school has not begun this, order from Foursquare Publications (see order blank).
4. Visitation: Consider the following three plans.
 - a. "Every-one-teach-one". Each person who has ever visited (teacher and pupil alike) sign up to train someone else simply by taking them on a home visit with them. Contact persons in your Sunday school who have visited before (even if it has been long ago or only a few times) and challenge them to help someone else learn how to do it. Either assign a person to them or allow them to choose someone. Mimeograph the suggestions given as a guide for them and ask for a report from them.
 - b. "Take-a-pupil-along". Each teacher trains his pupils to visit by taking one along each week as he makes one call. Even pre-school pupils should be allowed this privilege. Ask again for a report after each call.
 - c. "Every-family-visit-another-family". Ask each church family to make a special effort this week, or month, to visit another family. These might be families which previously attended, new families, or totally unchurched friends. It is important that they tell the family they visit of their spiritual interest.

The simple "1, 2, 3's" of visitation:


1. Immediately identify yourself at a strange home. (Give name and church,)
2. Take something with you (tract, plant--see VISUALS section.)
3. Go in the guidance of the Holy Spirit, state your purpose, and show a spiritual concern for those visited.

Visitation Tracts especially available for this program are:

"Who Should Attend a Foursquare Sunday School?"

"What My Church Does Not Do for Me"

5. Town Meeting Invitation

	HEAR YE!! HEAR YE!! HEAR YE!!!
	The <u>Foursquare Sunday School of _____</u>
	proclaims <u>(date)</u> as TOWN MEETING Night.
	All interested parties are urged to be in their
	places at <u>(time)</u> and participate in the full evening.
	(Give details--Is it a dinner; what to bring; bring families, etc.)

These may be fit onto a post card and mailed, or might be used in the visitation emphasis.

6. Bible Reading Schedule. The following should be mimeographed and distributed the fourth Sunday of the program.

Sunday	- Luke 18:18-27
Monday	- Luke 11:1-13
Tuesday	- Luke 8:4-15
Wednesday	- Luke 12:22-32
Thursday	- Luke 10:1-20
Friday	- Luke 14:15-24
Saturday	- Luke 19:1-12

The above may be completed in one week--seven days. It is suggested that you begin with Luke 1 and read the entire book now, a portion or chapter at a time each day. As you read, begin to make two lists: 1) List all of the things Jesus did for people; 2) List all of the things people did for Jesus.

When this book is completed, begin with John. Keeping a notebook of chapters read, the date read and outstanding thoughts which the Holy Spirit impresses upon you as you read will prove interesting and valuable in the future.

7. 100% Attendance Plan. Put the name of every Sunday school enrollee on a big chart. For the larger Sunday school, use a chart for each department or class. Beside each name leave five spaces, representing the five major services of your church during the week (Sunday school, morning worship, Crusader Hour, evening evangelistic service and mid-week prayer service). Tell each person this is "100% Week", when you are striving for every person in the Sunday school to attend every major service of the church for that coming week.

The next Sunday place the chart in an obvious place. Allow each one to mark his own attendance on the chart when he comes to Sunday school. Then post the chart again for that week, allowing each to see the percentage of participation he gave as well as that of other members of the Sunday school. (Again, the family-night program for mid-week service is advised here. See packet suggestions for this.)

You may wish to also give each one a mimeographed card, with the reminder to be a 100% church member. On it provide spaces for them to check when they attend the services for the entire month, quarter, etc.

8. Reader's Digest reprint. To be read aloud from the pulpit or distributed with other publicity items.

MAN VOTES TO CLOSE CHURCHES

Last Sunday I voted to close the church--not maliciously or intentionally, but thoughtlessly, lazily, indifferently. I voted to close its doors that its witness and its testimony be stopped. I voted to close the Bible on the pulpit, voted for our minister to stop preaching the glorious truths of the gospel of Jesus Christ, voted that the children of the Sunday School no longer be taught the stories of the Bible and the songs of God's love.

You see, I could have gone to church last Sunday, and should have gone, but I didn't. I stayed away, and by my laziness and indifference I voted to close the church.

*--Reprinted from Reader's Digest,
October 1963.*

We would probably not be so severe in criticism of ourselves for irregular church attendance as was the man who wrote the above letter. Our purpose in sharing this letter with you is to focus more clearly upon how important our Sunday School and church attendance really is.

If you do not have a regular church home, may we invite you to visit the friendly church where everyone is welcome.

FOURSQUARE CHURCH
(address)

Sunday School (time)
Worship (time)

Evening Evangelism - Sunday (time)
Family Worship - Wednesday (time)

- - - - -

I hereby vote to support close the churches of America.

signed _____